

# C12 NORTH TEXAS FLASH 5 SURVEY

## Taking the Pulse of Business Owners and CEOs

### Leadership Emotions Responses – June 2020

This survey covered the reactions to leadership emotions issues for company leaders in North Texas. Thirty-five responses were received for the following five questions.

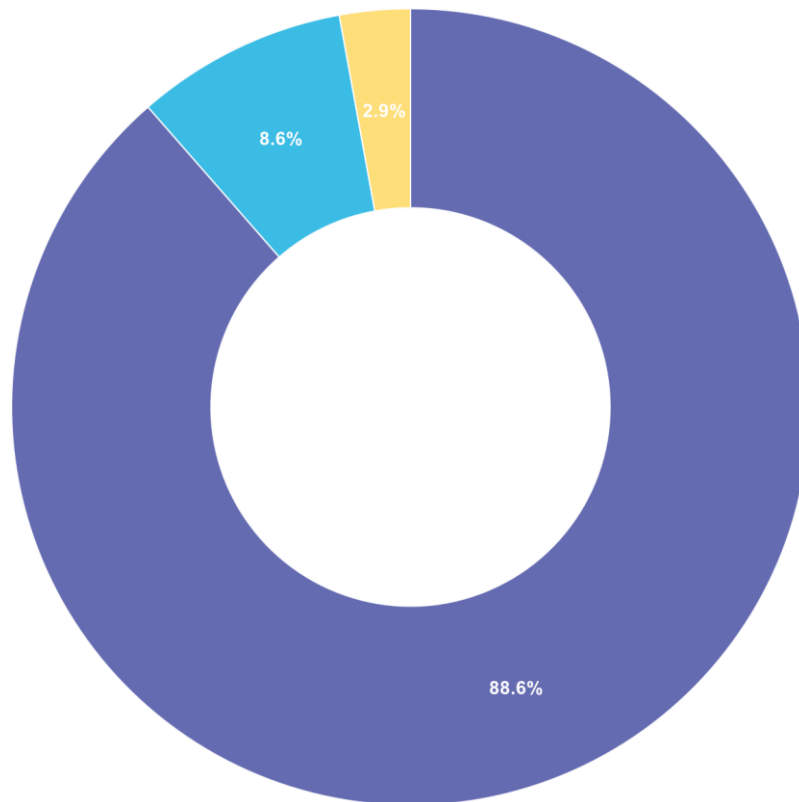
1. What is your role in the business?
2. How many people do you manage?
3. Where do you go for counsel on sensitive workplace topics?
4. What would you say are the most difficult emotional aspects of your job?
5. What would you most like to communicate effectively to others?

Overall observations.

- The thirty-five responses are largely from CEOs.
- Sensitive subjects are most often discussed with senior company leaders, business peers and friends.
- Dealing with setbacks, loneliness, managing the emotions of others and handling heavy responsibilities are common leadership issues.
- The desire to communicate care for employees, to find a safe place to unburden oneself and sharing a dream are the most common felt needs to express.

*Note: C12 North Texas is dedicated to serving Christian CEOs and Business Owners to help them create great businesses for a greater purpose.*

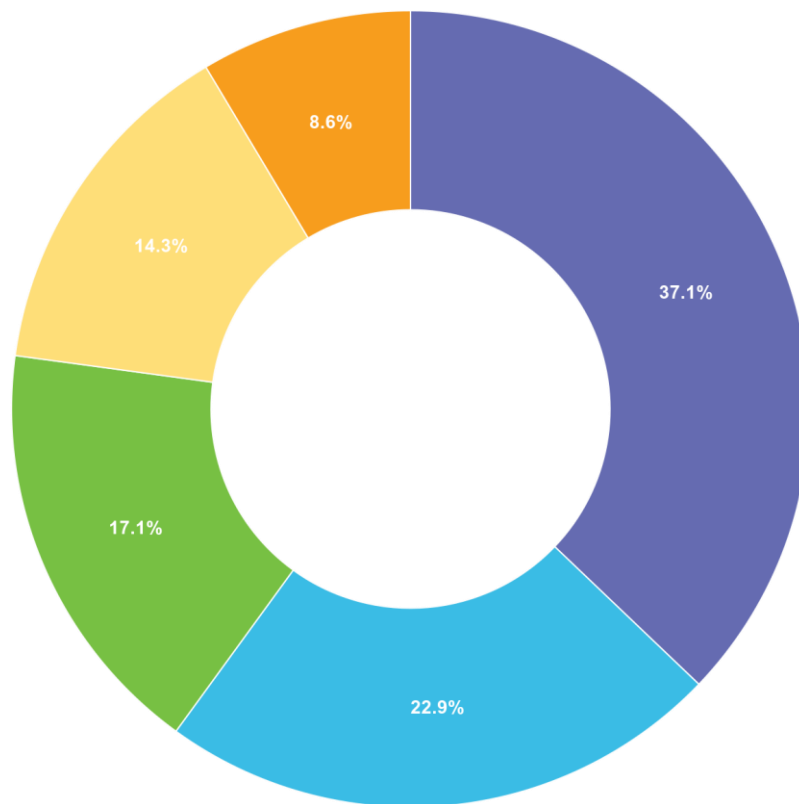
Q1 What is your role in the business?



Responses 35 Answered 35 Unanswered 0

| Choice              | Totals |
|---------------------|--------|
| ● Owner/CEO/Partner | 31     |
| ● Senior Management | 3      |
| ● Supervisor        | 0      |
| ● Other             | 1      |

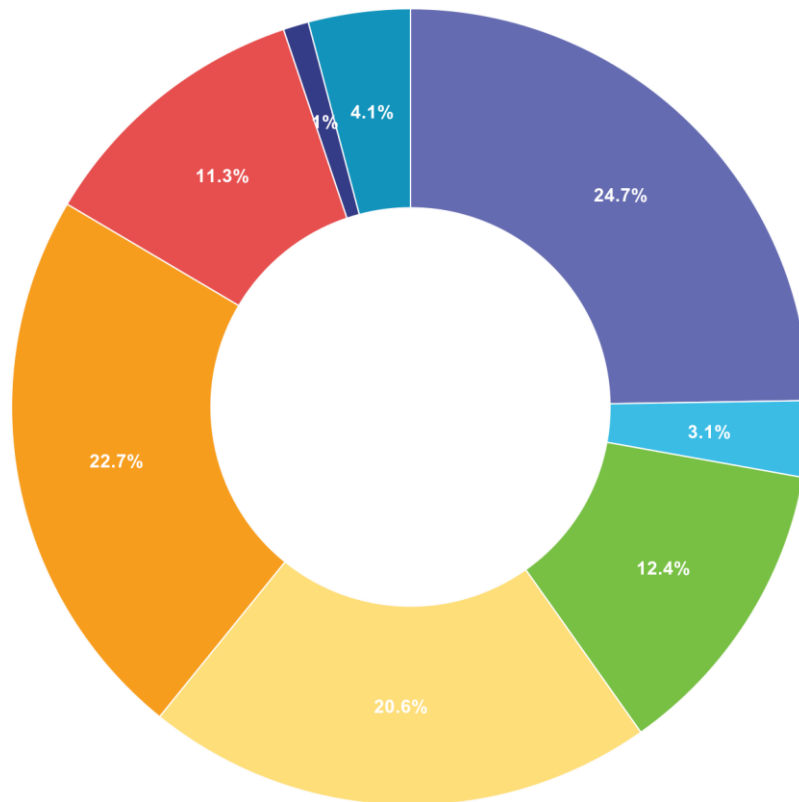
Q2 How many people do you manage?



Responses 35 Answered 35 Unanswered 0

|   | Choice | Totals |
|---|--------|--------|
| ● | 1-10   | 13     |
| ● | 11-20  | 8      |
| ● | 21-50  | 6      |
| ● | 50-100 | 5      |
| ● | 100+   | 3      |

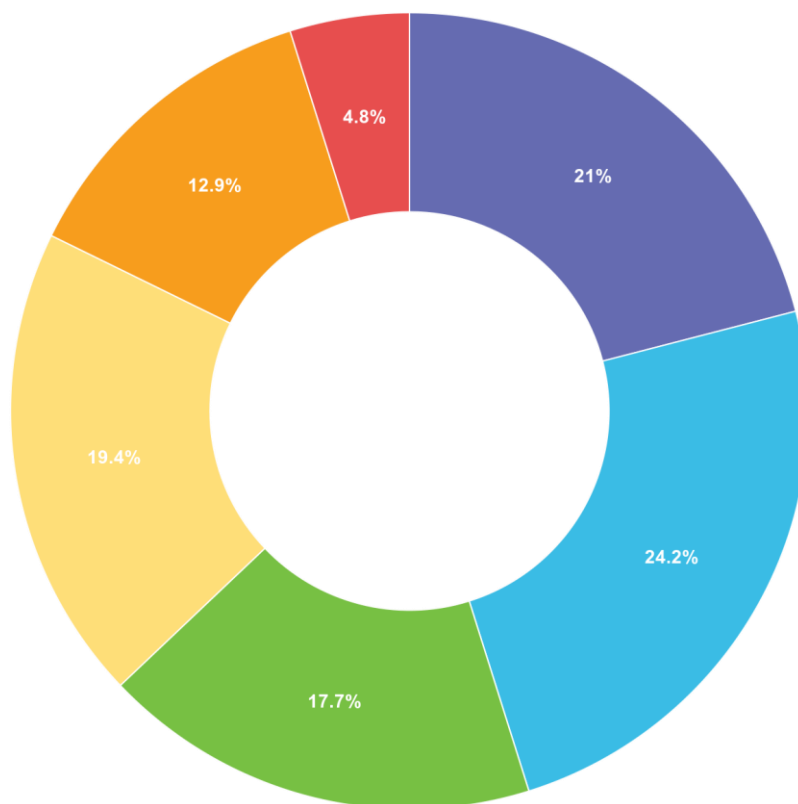
Q3 Where do you go for counsel on sensitive workplace topics?



Responses 35 Answered 35 Unanswered 0

| Choice                        | Totals |
|-------------------------------|--------|
| ● Internal Leadership Team    | 24     |
| ● HR                          | 3      |
| ● Select Employees            | 12     |
| ● Family Members/Friends      | 20     |
| ● Business Peers              | 22     |
| ● Religious Leaders           | 11     |
| ● Don't have a "go to" person | 1      |
| ● Other                       | 4      |

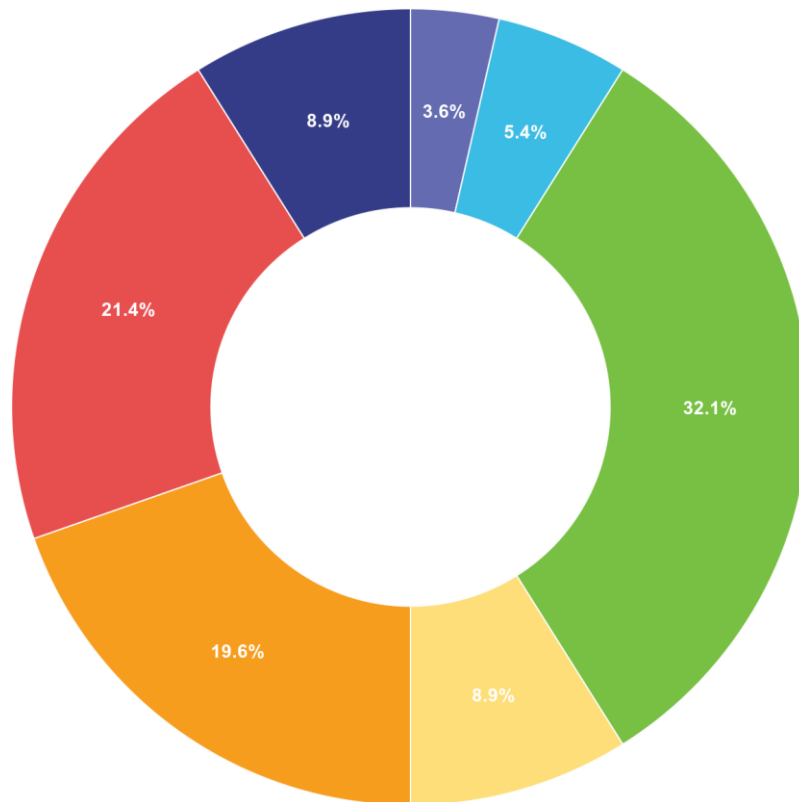
Q4 What would you say are the most difficult emotional aspects of your job?



Responses 35 Answered 35 Unanswered 0

| Choice   | Totals |
|--|--------|
| ● Sense of (sometimes) being alone                                   | 13     |
| ● Dealing with losses or setbacks                                    | 15     |
| ● Communicating the weight of responsibilities                       | 11     |
| ● Managing the emotions of others                                    | 12     |
| ● Explaining the ups and downs to others without similar experiences | 8      |
| ● Other  | 3      |

Q5 What would you most like to communicate effectively to others?



Responses 35 Answered 35 Unanswered 0

| Choice  | Totals |
|---|--------|
| ● "This job is really hard"   | 2      |
| ● "I often am at a loss of what to do next"   | 3      |
| ● "I feel a deep sense of responsibility for my employees"                            | 18     |
| ● "I need help from people that understand my job"                                    | 5      |
| ● "It would be great to simply talk through all of my issues with someone that cared" | 11     |
| ● "I have dreams that might sound farfetched, but they really excite me"              | 12     |
| ● Other   | 5      |